

# SUBMITTING SUBSTATE BROADCAST LINKS – MEDIA

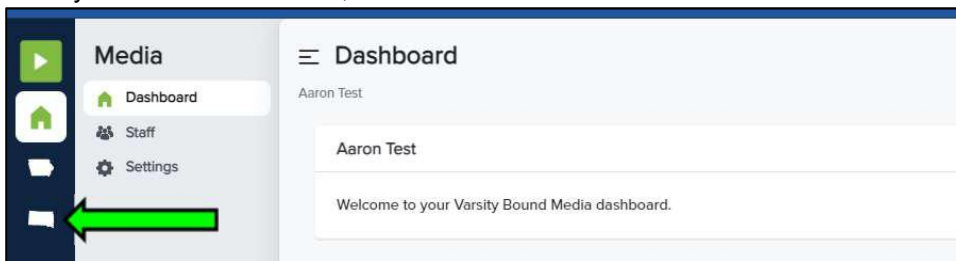
**NOTE:** This process may be done for any regular season contest as well. Please submit only **DIRECT LINKS** to your stream and not a link to some other general page. Public service announcements and promos for use during your broadcast are found at <https://www.sdhsaa.com/psas-promos/>.

1. If you have not already done so, [create a user account](#) on Varsity Bound. Otherwise, skip to next step.
2. Once you have a Varsity Bound user account, go to <https://www.sdhsaa.com> and click the gray “Media Login” button in the top right corner of the page.

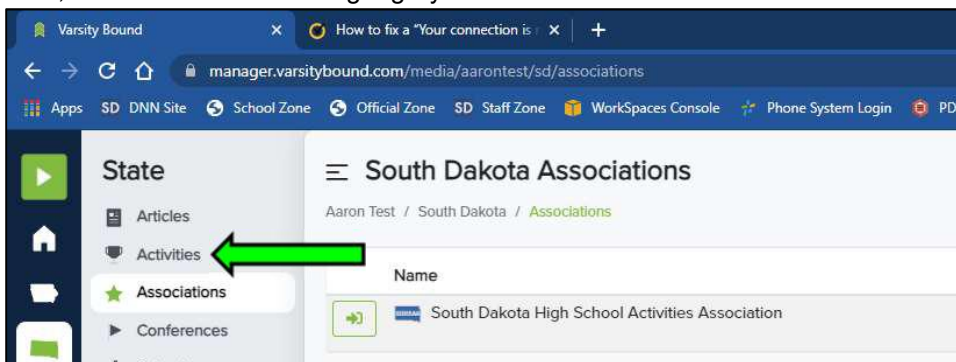


3. Login to your Varsity Bound account by whichever means you created the account (either using Apple, Google, or email address/password).

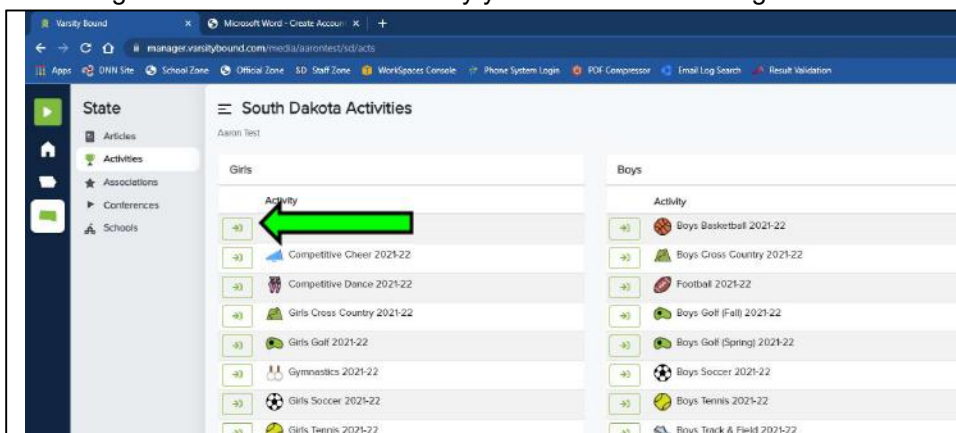
4. From your Media Dashboard, click the South Dakota icon in the left sidebar.



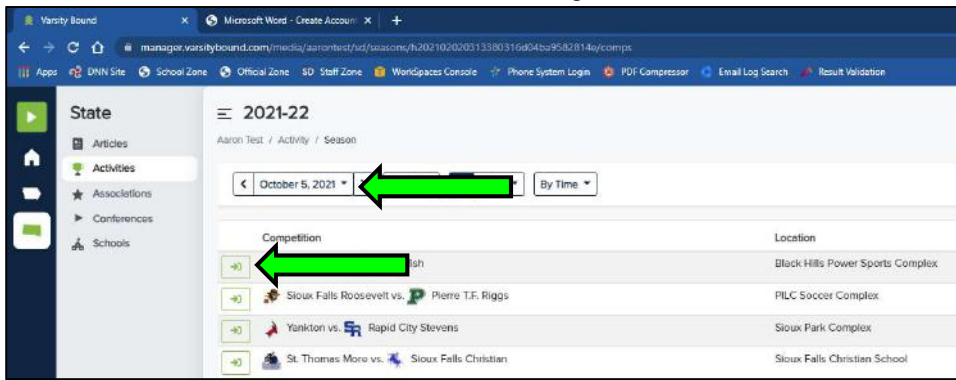
5. Next, click “Activities” in the light gray area next to the colored sidebar.




6. Click the green arrow next to the activity you will be broadcasting.



7. Select the date of the contest and then click the green arrow next to the contest.



8. Click the green "Add Content" button in the top right of the screen and select "Add Link".



9. Complete this screen with the livestream information. 'Title' is what the public will see on Scores/Schedule page. In the 'Payment' drop-down box, select whether your feed requires payment or not. Click "Save" when done.

The screenshot shows the contest creation form. The form includes the following fields and options:

- Title:** O'Gorman vs Spearfish
- Location:** 10/5/2021 4:00 PM, Black Hills Power Sports Complex
- Overview:** A section with a warning message: "Please post only relevant links. The Varsity Bound team reviews all posted links and has the right to remove any link they deem inappropriate or irrelevant. If there are any issues, your media account may be removed from the platform."
- Status:** Active (dropdown)
- Category:** Radio (dropdown)
- Title:** (text input field)
- Publisher:** (text input field)
- Link:** (text input field)
- Payment:** Free (dropdown)
- Save:** A green button at the bottom with a green arrow pointing to it.

10. Once saved, your link will be displayed similar to as shown in first image below. Additionally, a “LIVE” link will be added to the game on the SDHSAA website for the public to access your livestream (depicted in second image below).

Title	Publisher	URL	Status
Bishop O'Gorman Knights vs Spearfish Spartans	LiveTicket.Tv	<a href="https://spearfishspartans.liveticket.tv/index.php?page=girls-soccer-game&amp;id=2825&amp;match=hv1">https://spearfishspartans.liveticket.tv/index.php?page=girls-soccer-game&amp;id=2825&amp;match=hv1</a>	active

Event	Time	Location	Result
Spearfish vs. O'Gorman	4:00 PM	Black Hills Power Sports Complex	Class AA - State First Round <b>LIVE</b>
Pierre T.F. Riggs vs. Sioux Falls Roosevelt	4:00 PM	PILC Soccer Complex	1-0 Class AA - State First Round
Rapid City Stevens vs. Yankton	4:00 PM	Sioux Park Complex	3-0 Class AA - State First Round
Sioux Falls Christian vs. St. Thomas More	5:30 PM	Sioux Falls Christian School	Class A - State Quarterfinal
Brandon Valley vs. Sturgis Brown	6:00 PM	Brandon Valley High School	Class AA - State First Round
Rapid City Central vs. Mitchell	6:00 PM	Sioux Park	Class AA - State First Round <b>LIVE</b>

11. Repeat this process for each contest you wish to broadcast. **Once done, you do not need to do anything else.** There is no longer a form to submit nor do you need to send your link information to the NFHS Network (they will be getting the links directly from the SDHSAA website).