

PERCUSSIVE ARTS SOCIETY INTERNATIONAL DRUM RUDIMENTS

ALL RUDIMENTS SHOULD BE PRACTICED: OPEN (SLOW) TO CLOSE (FAST) TO OPEN (SLOW) AND/OR AT AN EVEN MODERATE MARCH TEMPO.

I. ROLL RUDIMENTS


A. SINGLE STROKE ROLL RUDIMENTS


1. SINGLE STROKE ROLL * 
R L R L R L R L

2. SINGLE STROKE FOUR 
R L R L R L R L
L R L R L R L R


3. SINGLE STROKE SEVEN 
R L R L R L R
L R L R L R L


B. MULTIPLE BOUNCE ROLL RUDIMENTS


4. MULTIPLE BOUNCE ROLL 


5. TRIPLE STROKE ROLL 
R R R L L L R R R L L L

C. DOUBLE STROKE OPEN ROLL RUDIMENTS


6. DOUBLE STROKE OPEN ROLL * 
R R L L R R L L

7. FIVE STROKE ROLL * 
R R L L L

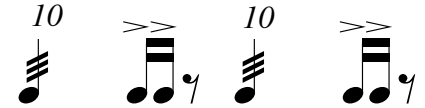
8. SIX STROKE ROLL 
R L L R R L L R

9. SEVEN STROKE ROLL * 
R L R L L R L
L R L L R R L


10. NINE STROKE ROLL *


R R L L L

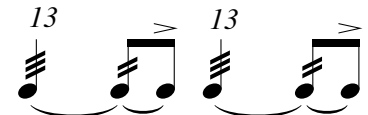
11. TEN STROKE ROLL *


R L R L R L R L
L R L R L R L R


12. ELEVEN STROKE ROLL *


R L R L R L R L
L R L R L R L R

13. THIRTEEN STROKE ROLL *


R R L L L

14. FIFTEEN STROKE ROLL *


R L L R R L L R
L R L R L R L R

15. SEVENTEEN STROKE ROLL


R R L L L

II. DIDDLE RUDIMENTS

16. SINGLE PARADIDDLE *


R L R R L L R L L

17. DOUBLE PARADIDDLE *


R L R L R R L L R L L

18. TRIPLE PARADIDDLE


R L R L R L R R L L R L L


19. SINGLE PARADIDDLE-DIDDLE



R L R R L L R L R R L L
L R L L R R L R L L R R


* These rudiments are also included in the original Standard 26 American Drum Rudiments.


Copyright © 1984 by the Percussive Arts Society™, 110 W. Washington Street, Suite A, Indianapolis, IN 46204
International Copyright Secured All Rights Reserved


III. FLAM RUDIMENTS


20. FLAM * 
LR RL


21. FLAM ACCENT * 
LR L R RL R L


22. FLAM TAP * 
LR RRL LLR RRL L

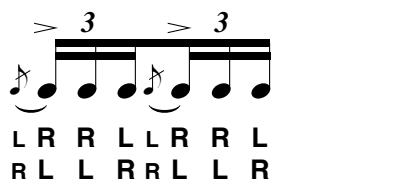
23. FLAMACUE * 
LR L R LLR
RL R L RRL


24. FLAM PARADIDDLE * 
LR L R RRL R L L


25. SINGLE FLAMMED MILL 
LR R L RRL L R L

26. FLAM PARADIDDLE-DIDDLE * 
LR L RRL LRL R L LRR


27. PATAFLAFLA 
LR L RRL LR L RRL


28. SWISS ARMY TRIPLET 
LR R LLR RL
RL L RRL L R


29. INVERTED FLAM TAP 
LR LRL RLR LRL R


30. FLAM DRAG 
LR L L RRL R R L


IV. DRAG RUDIMENTS


31. DRAG * 
LLR RRL


32. SINGLE DRAG TAP * 
LLR LRRL R


33. DOUBLE DRAG TAP * 
LLR LLR LRRL RRL R


34. LESSON 25 * 
LLR L R LLR L R
RRL R LRRL RL

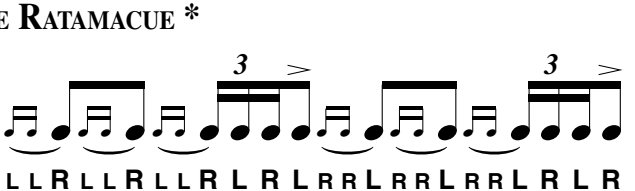
35. SINGLE DRAGADIDDLE 
RRL R RLLR LL

36. DRAG PARADIDDLE #1 * 
R LLR L R R LRRL R L L

37. DRAG PARADIDDLE #2 * 
R LLR LLR L R R LRRL RRL R L L

38. SINGLE RATAMACUE * 
LLR L R L RRL R L R

39. DOUBLE RATAMACUE * 
LLR LLR L R L RRL RRL R L R

40. TRIPLE RATAMACUE * 
LLR LLR LLR L R L RRL RRL R L R